

MANISCOPIC

MT 523

- Lift Capacity: 5,000 lb.
- Maximum Lift Height: 16 ft. 2 in.
- Maximum Forward Reach: 9 ft. 7 in.
- Hydrostatic Transmission
- Four Wheel Drive
- Three Steering Modes



 **MANITOU**

MT 523



Lift Capacity:

Maximum (24 in. load center)5,000 lb.
Break out force on bucket teeth
with tilting ram (ISO 8313)9,523 lbf.



Lift Height:

Maximum lift height.....16 ft. 2 in.
Maximum forward reach9 ft. 7 in.
Times: unladen / loaded (in sec)

Lifting6.0/6.7
Lowering4.0/4.0
Boom extension4.5/4.6
Boom retraction3.0/2.4



Tires:

.....12.5/80 x 18 SGI 10PR



Forks:

Length48 in.
Thickness/width1.75 in. x 4 in.
Carriage rotation132°



Brakes:

.....Hydraulic with oil immersed discs on front axle



Engine:

Perkins Diesel1103-C33
Horsepower.....58
Capacity (4 cyl.).....164 cu.in.
Max. Torque (@1400 rpm)175 ft.lb.
InjectionDirect
CoolingWater



Transmission:

TypeHydrostatic
Electro-hydraulic reversing shift
Speeds forward/reverse.....1/1
Maximum travel speed17 mph



Hydraulics:

PumpGear type
Flow3700 PSI - 24 gpm
Flow divider with priority to steering and braking



Capacities:

Cooling system15.3 qt.
Engine oil.....6.5 qt.
Hydraulic oil.....27 gal.
Fuel tank27.5 gal.

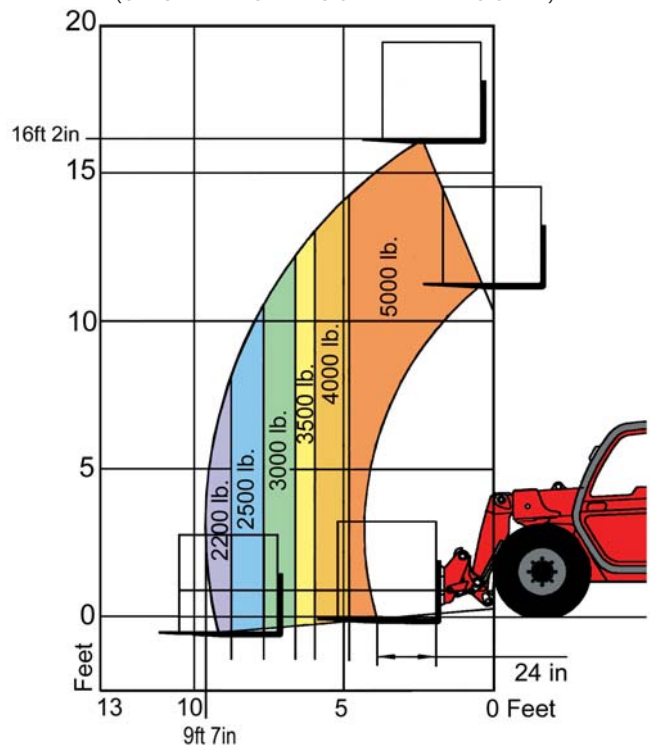


Specifications:

Weight (base unit)10,593 lb.
Turning radius (outside wheels).....122 in.
Overall height79 in.
Overall width71 in.
Overall length (without forks)166 in.
Ground clearance12 in.
Maximum drawbar pull6,800 lb.

LOAD CAPACITY CHART

EQUIPPED WITH STANDARD 48" CARRIAGE AND 48" FORKS
(OPTIONAL ATTACHMENTS CAN DERATE THIS CHART)



Capacities shown in pounds/feet are the maximum recommended load limits at the indicated extensions of the boom. Capacity ratings are based on a 48" homogeneous cube and are in accordance with ANSI/ASME B56.6 stability standards. Capacity reductions must be made for extended load centers and when used with various other attachments, contact MANITOU NORTH AMERICA, INC.

DIMENSIONS:

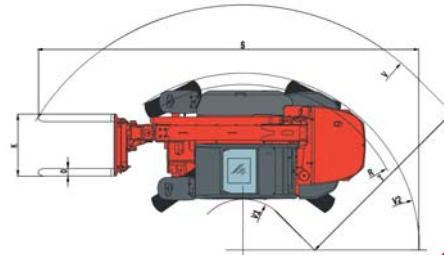
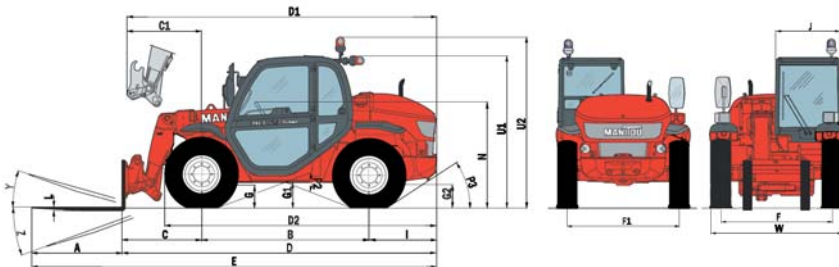
A.....48	L2.25
B.....87	N56
C.....43	O4
C ₁40	P ₂39°
D.....166	P ₃31°
D ₁163	R.....116
D ₂141	S255
E.....213	T128
F.....59	U ₁79
F ₁59	U ₂91
G12	V161
G ₁14	V ₁43
G ₂13	V ₂122
I36	W71
J34	Y12°
K.....40	Z120°

STANDARD EQUIPMENT:

- Hydraulic Power Steering
- Three Steering Modes
- Full Time 4 Wheel Drive
- Limited Slip Front Axle
- Outer Planetary Hubs
- Adjustable Seat
- Full Instrumentation
- Road Lights
- Horn
- Alternator
- Backup Alarm
- Inboard Wet Disc Brakes
- Parking Brake
- Quick Fit Tool System
- Automatic Attachment Leveling
- Auxiliary Boom Hydraulics
- Left & Right Side Mirrors
- Neutral Start Switch
- Tow Pin

OPTIONAL EQUIPMENT:

- A wide variety of attachments and options are available to meet the customer's individual applications



This publication in no way constitutes an offer and the company reserves the right to alter specification without prior notice. The MANITOU models presented in this brochure can be supplied complete with optional equipment attachments.

7/15/05 Printed in U.S.A.

MANITOU NORTH AMERICA, INC.
P.O. Box 21386
Waco, TX 76702-1386
Tel: 800-433-3304 Fax: 254-799-4433
www.manitou-na.com

