

# MANISCOPIC

## MLT 940L

120 LSU Turbo

- Lift Capacity: 8,000 lb.
- Maximum Lift Height: 29 ft. 5 in.
- Maximum Forward Reach: 17 ft. 5 in.
- Perkins 123 HP Engine
- Torque Convertor
- Four Wheel Drive
- Three Steering Modes
- Frame Leveling

*Load Sensing Ultra*



 **MANITOU.**

# MLT 940L - 120 LSU Turbo



## Lift Capacity:

Maximum (24 in. load center) .....8,000 lb.  
 Tipping load at maximum reach.....2,900 lb.  
 Break out force on bucket teeth  
 with tilting ram (ISO 8313) .....15,737 lbf.



## Lift Height:

Maximum lift height.....29 ft. 5 in.  
 Maximum forward reach.....17 ft. 5 in.  
 Times: unladen / loaded (in sec)  
 Lifting .....8.4/9.0  
 Lowering .....6.0/5.8  
 Boom extension .....9.7/9.9  
 Boom retraction .....8.3/8.2



## Tires:

.....445/70R24XM47



## Brakes:

.....Multidisc - hydraulically assisted on four wheels



## Engine:

Type .....Perkins 1104C-44TA Turbo Intercooled Diesel  
 Displacement .....4 cyl. 268 cu. in.  
 Power .....123 HP/90.5 kw  
 Maximum Torque .....320 lbf-ft at 1400 rpm  
 Injection .....Direct  
 Cooling .....Water



## Transmission:

Type .....Torque Convertor  
 Electro-hydraulic reversing shift  
 Speeds forward/reverse.....4/4  
 Maximum travel speed .....20 mph



## Hydraulics:

Pump .....Piston type  
 Flow .....3900 PSI - 40 gpm  
 Flow divider with priority to steering and braking



## Capacities:

Cooling system.....4.9 gal.  
 Engine oil .....3 gal.  
 Transmission oil .....4 gal.  
 Hydraulic oil .....34.6 gal.  
 Fuel tank .....35.6 gal.

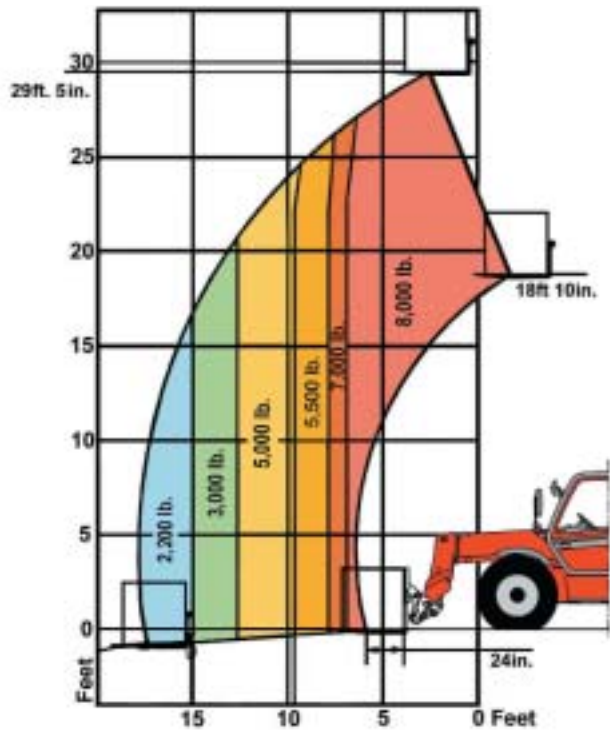


## Specifications:

Weight (base unit) .....18,960 lb.  
 Turning radius (outside wheels).....13 ft. 7 in.  
 Overall height .....8 ft. 6 in.  
 Overall width .....7 ft. 10 in.  
 Overall length (without forks) .....18 ft. 7 in.  
 Ground clearance .....18 in.  
 Drawbar pull .....19,333 lbf.

## LOAD CAPACITY CHART

CALCULATED WITH OPTIONAL 48" CARRIAGE AND 48" FORKS  
 (OPTIONAL ATTACHMENTS CAN DERATE THIS CHART)



Capacities shown in pounds/feet are the maximum recommended load limits at the indicated extensions of the boom. Capacity ratings are based on a 48" homogeneous cube and are in accordance with ANSI/ASME B56.6 stability standards. Capacity reductions must be made for extended load centers and when used with various other attachments, contact MANITOU NORTH AMERICA, INC.

## DIMENSIONS:

|                         |                         |
|-------------------------|-------------------------|
| A.....*                 | K.....*                 |
| B.....109               | L.....*                 |
| C.....72                | N.....76                |
| C <sub>1</sub> .....75  | O.....*                 |
| D.....223               | P <sub>2</sub> .....44° |
| D <sub>1</sub> .....225 | P <sub>3</sub> .....40° |
| D <sub>2</sub> .....174 | R.....156               |
| E.....270               | S.....337               |
| F.....78                | T.....159               |
| F <sub>1</sub> .....78  | U <sub>1</sub> .....102 |
| G.....18                | U <sub>2</sub> .....109 |
| G <sub>1</sub> .....18  | V.....217               |
| G <sub>2</sub> .....18  | V <sub>1</sub> .....58  |
| H.....10°               | V <sub>2</sub> .....163 |
| H <sub>1</sub> .....10° | W.....94                |
| I.....42                | Y.....12°               |
| J.....37                | Z.....130°              |

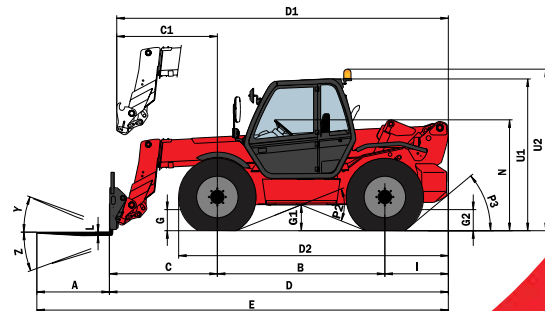
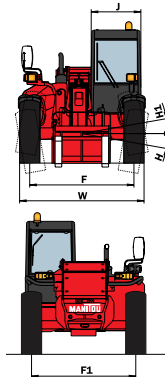
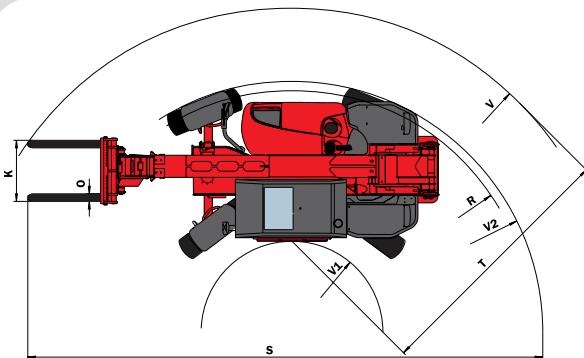
\*varies with option

## STANDARD EQUIPMENT:

- Enclosed Cab with Air Conditioning
- Hydraulic Power Steering
- Three Steering Modes
- Full Time 4 Wheel Drive
- Limited Slip Front Axle
- Three Gear Outer Planetary Hubs
- Hydraulic Oil Cooler
- Adjustable Seat
- Full Instrumentation
- Road Lights
- Horn
- Backup Alarm
- Wet Disc Brakes
- Parking Brake
- Quick Fit Tool System
- Roller Joystick
- Automatic Attachment Leveling
- Hydraulic Lock-out Valves
- Auxiliary Boom Hydraulics
- Left & Right Side Mirrors
- Front, Rear & Roof Windshield Wipers
- Front & Roof Sun Screen
- Front & Rear Work Lights
- Hood Screen Trash Shroud
- Neutral Start Switch
- Tow Pin

## OPTIONAL EQUIPMENT:

- A wide variety of attachments and options are available to meet the customer's individual applications



Dealer:



MANITOU NORTH AMERICA, INC. - P.O. Box 21386 - Waco, TX 76702-1386  
 Tel: 800-433-3304 - Fax: 254-799-4433 - www.manitou-na.com