

MANISCOPIC

MLT 630 Turbo

- Lift Capacity: 6,000 lb.
- Maximum Lift Height: 20 ft.
- Maximum Forward Reach: 11 ft.
- Perkins 101 HP Engine
- Torque Convertor
- Four Wheel Drive
- Three Steering Modes



 **MANITOU**

MLT 630 Turbo



Lift Capacity:

Maximum (24 in. load center)6,000 lb.
Break out force on bucket teeth
with tilting ram (ISO 8313)11,690 lbf.



Lift Height:

Maximum lift height20 ft.
Maximum forward reach11 ft.
Times: unladen / loaded (in sec)
Lifting5.6/6.5
Lowering4.4/3.8
Boom extension4.9/5.3
Boom retraction2.6/2.3



Tires:

.....17.5LR24XM27



Forks:

Length48 in.
Thickness/width1.75 in. x 5 in.
Carriage rotation146°



Brakes:

.....Multidisc - hydraulically assisted on four wheels



Engine:

TypePerkins 1104C-44TA Turbo Diesel
Displacement4 cyl. 268 cu. in.
Power101 HP/74.5 kw
Maximum Torque (@1400 rpm)304 ft.lb.
InjectionDirect
CoolingWater



Transmission:

TypeTorque Convertor
Electro-hydraulic reversing shift
Speeds forward/reverse4/4
Maximum travel speed17 mph



Hydraulics:

PumpGear type
Flow3625 PSI - 27 gpm
Flow divider with priority to steering and braking



Capacities:

Cooling system4.9 gal.
Engine oil2.9 gal.
Transmission oil4 gal.
Hydraulic oil33 gal.
Fuel tank32 gal.

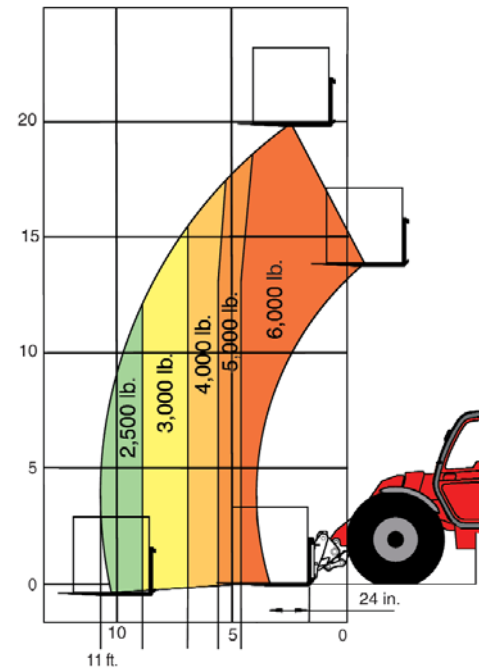


Specifications:

Weight (base unit)13,668 lb.
Turning radius (outside wheels)146 in.
Overall height91 in.
Overall width92 in.
Overall length (without forks)177 in.
Ground clearance17 in.
Maximum drawbar pull16,860 lbf.

LOAD CAPACITY CHART

CALCULATED WITH 48" CARRIAGE AND 48" FORKS
(OPTIONAL ATTACHMENTS CAN DERATE THIS CHART)



Capacities shown in pounds/feet are the maximum recommended load limits at the indicated extensions of the boom. Capacity ratings are based on a 48" homogeneous cube and are in accordance with ANSI/ASME B56.6 stability standards. Capacity reductions must be made for extended load centers and when used with various other attachments, contact MANITOU NORTH AMERICA, INC.

DIMENSIONS:

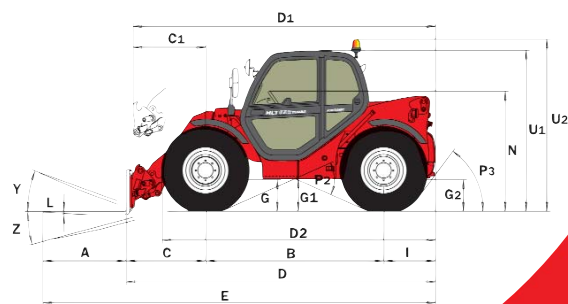
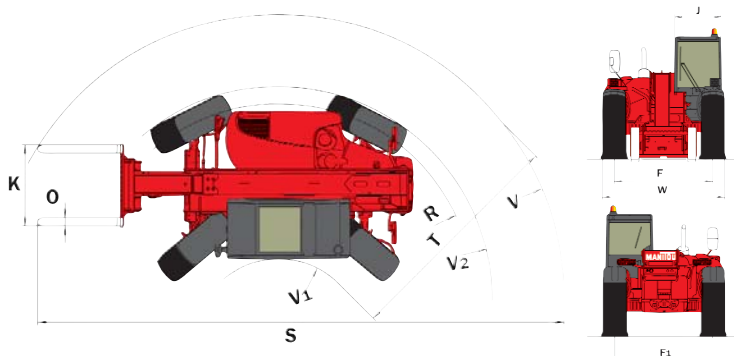
A48 L2
B101 N68
C45 O4
C₁49 P₂47.5°
D177 P₃53°
D₁181 R137
D₂155 S288
E224 T133
F74 U₁91
F₁74 U₂100
G18 V182
G₁17 V₁49
G₂17 V₂146
I31 W92
J34 Y12°
K48 Z134°

STANDARD EQUIPMENT:

- Enclosed Cab
- Air Conditioning
- Hydraulic Power Steering
- Three Steering Modes
- Full Time 4 Wheel Drive
- Limited Slip Front Axle
- Three Gear Outer Planetary Hubs
- Adjustable Seat
- Full Instrumentation
- Road Lights
- Horn
- Backup Alarm
- Wet Disc Brakes
- Parking Brake
- Quick Fit Tool System
- Automatic Attachment Leveling
- Hydraulic Lock-out Valves
- Auxiliary Boom Hydraulics
- Left & Right Side Mirrors
- Front & Roof Windshield Wipers
- Front & Roof Sun Screen
- Front & Rear Work Lights
- Hood Screen Trash Shroud
- Neutral Start Switch
- Tow Pin

OPTIONAL EQUIPMENT:

- A wide variety of attachments and options are available to meet the customer's individual applications



This publication in no way constitutes an offer and the company reserves the right to alter specification without prior notice. The MANITOU models presented in this brochure can be supplied complete with optional equipment attachments.

2/15/06 Printed in U.S.A.

MANITOU NORTH AMERICA, INC.
P.O. Box 21386
Waco, TX 76702-1386
Tel: 800-433-3304 Fax: 254-799-4433
www.manitou-na.com

