



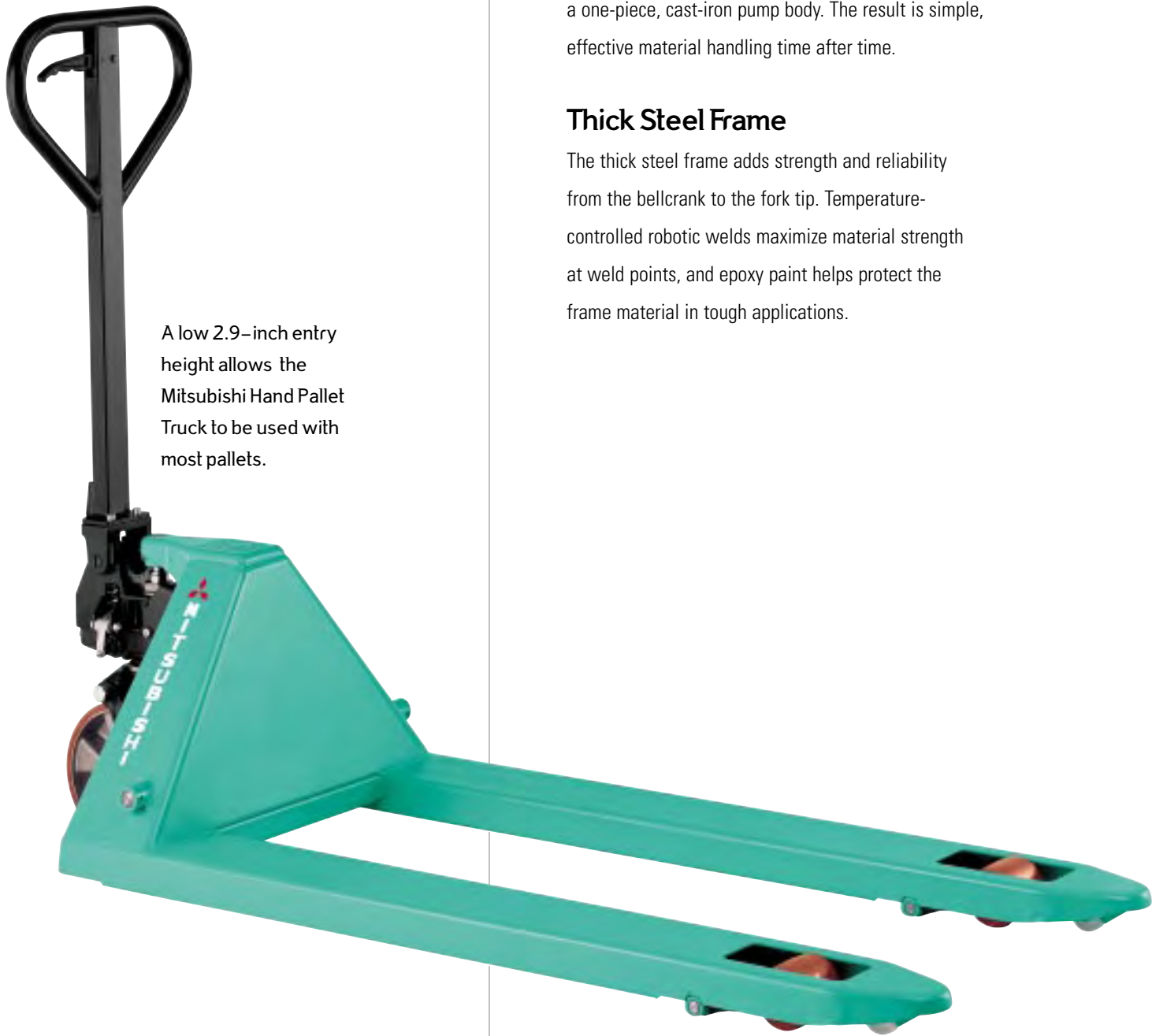
5000 lb Capacity

Hand Pallet Truck



Hand Pallet Truck

5000 lb Capacity



A low 2.9-inch entry height allows the Mitsubishi Hand Pallet Truck to be used with most pallets.

Lasting Performance

The Mitsubishi Hand Pallet Truck is engineered for long-lasting strength and versatility. Distinguishing features include an articulating steer axle, indexed control lever, robotic welds, solid steel pushrods and a one-piece, cast-iron pump body. The result is simple, effective material handling time after time.


Thick Steel Frame

The thick steel frame adds strength and reliability from the bellcrank to the fork tip. Temperature-controlled robotic welds maximize material strength at weld points, and epoxy paint helps protect the frame material in tough applications.



Rugged Forks

C-channel forks and solid steel push-rods resist twisting and buckling under load, while a one-piece axle clevis with rollers provides smooth pallet entry and exit.



Solid Pump Assembly

A one-piece cast-iron pump body with chrome-hardened pistons is designed for strength and reliability. Polyurethane pump seals help reduce the risk of seal leaks. The standard hand pallet truck pump is warranted for two years.



Well-Designed Wheels

Both the steer and load wheels feature a polyurethane tread for lasting, smooth operation. In addition, the articulating axle on the steer wheels helps maintain maneuverability on uneven surfaces or with out-of-balance loads.

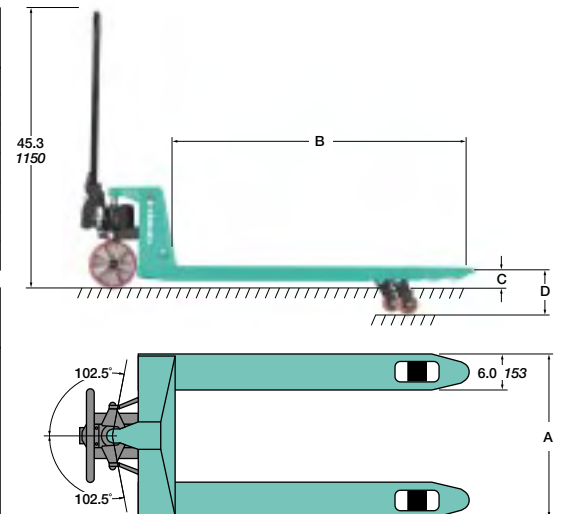
Ergonomic Control Handle

The ergonomic control handle offers generous handle proportions, and the indexed control trigger switches between lift, lower, and neutral settings. A return spring moves the handle to the upright position when released.

SPECIFICATIONS

| Model Number | Description | (A) Width | (B) Fork Length | (C) Lowered Height | (D) Raised Height | Capacity | Push Rods |
|--------------|------------------------|-----------|-----------------|--------------------|-------------------|----------|-----------|
| A000001662 | Standard | 27 | 48 | 2.96 in | 7.6 | 5000 lb | Solid |
| A000002274 | Standard | 27 | 42 | 2.96 in | 7.6 | 5000 lb | Solid |
| A000002275 | Standard | 27 | 36 | 2.96 in | 7.6 | 5000 lb | Solid |
| A000002276 | Standard | 20.5 | 48 | 2.96 in | 7.6 | 5000 lb | Solid |
| A000002277 | Standard | 20.5 | 42 | 2.96 in | 7.6 | 5000 lb | Solid |
| A000002278 | Standard | 20.5 | 36 | 2.96 in | 7.6 | 5000 lb | Solid |
| A000005521 | Standard (Steel Wheel) | 27 | 48 | 2.96 in | 7.6 | 5000 lb | Solid |

| Model Number | Description | (A) Width | (B) Fork Length | (C) Lowered Height | (D) Raised Height | Capacity | Push Rods |
|--------------|----------------------------|-----------|-----------------|--------------------|-------------------|----------|-----------|
| A000002279 | Low Profile | 27 | 48 | 2 in | 6.5 | 5000 lb | Solid |
| A000002280 | 4-way Low Profile | 33 | 48 | 2 in | 6.5 | 5000 lb | Solid |
| A000009226 | Galvanized | 27 | 48 | 2.96 in | 7.6 | 5000 lb | Tube |
| A000009227 | Galvanized | 20.5 | 48 | 2.96 in | 7.6 | 5000 lb | Tube |
| A000009228 | Galvanized/Stainless Steel | 20.5 | 45 | 3.2 in | 7.6 | 4400 lb | Tube |
| A000009229 | Stainless Steel | 20.5 | 45 | 3.2 in | 7.6 | 4400 lb | Tube |
| A000009432 | Hi-Lift Electric | 21 | 45 | 3.2 in | 31.5 | 2200 lb | Tube |
| A000009433 | Hi-Lift Electric | 27 | 45 | 3.2 in | 31.5 | 2200 lb | Tube |
| A000009430 | Hi-Lift Manual | 21 | 45 | 3.34 in | 31.5 | 2200 lb | Tube |
| A000009431 | Hi-Lift Manual | 27 | 45 | 3.34 in | 31.5 | 2200 lb | Tube |



Special Application Hand Pallet Trucks have a one year pump warranty and do not have an articulating steer axle.



Hand Pallet Truck 5000 lb Capacity

Specifications, equipment, technical data, photos, and illustrations based on information at time of printing and subject to change without notice. Some products may be shown with optional equipment. Copyright © 2002 by Rapidparts Inc. All Rights Reserved. Printed in U.S.A.

MECP0105-01

05/02



1-888-MIT-LIFT
www.mit-lift.com

Rapidparts Inc. • 2950 Walkent Court NW
Grand Rapids, MI 49544